



English as an Additional Language

# Sounds of the English Alphabet

## English

## INSTRUCTIONS FOR PARENTS AND CARERS ON HOW TO USE THIS AUDIO RESOURCE WITH YOUR CHILD

### Introduction - Track 1

Learning the sounds of letters will help your child to read and write. The audio files do not teach the names of the letters. For example we say "ah" rather than "ay".

Find a quiet place to use this resource with your child.

Sit side by side so that you can both look at the book while you are listening to the audio.

There is a page for each of the 26 letters of the alphabet.

As you look at each page you will hear the sound of the letter.

You will see some illustrations of words that begin with that sound.

Listen to the sound then say it with your child.

Pause here.

Let the child trace over the letter starting at the dot then following the arrows. Repeat the sound and the names of the pictures.

Play the audio file and listen to the sound and words again.

Talking about the pictures will help your child to understand the meaning of the words.

Allow enough time. Make sure your child is ready to move on to the next sound.



It is better to do a little every day - or as often as you can.

*We hope you enjoy using this resource together.*

ant

Track 2

apple



alligator

astronaut




Track 3

ball




bed



boy



bone




Track 4

cup




cat



clock



car

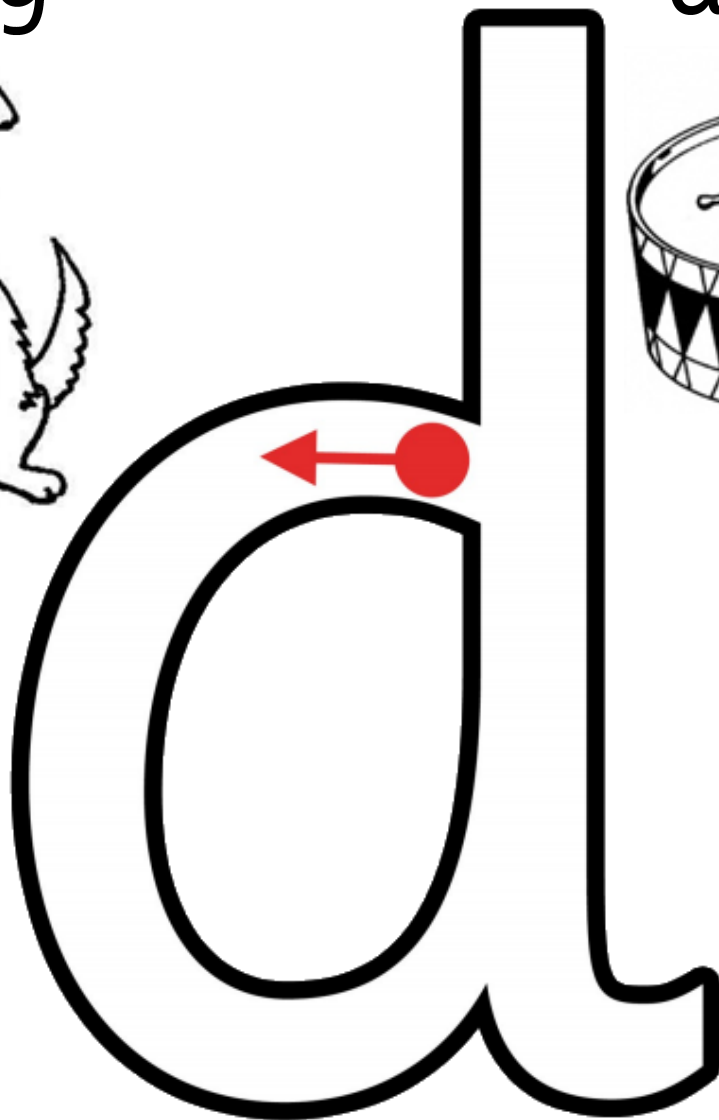


Track 5

dog




drum



doctor



duck


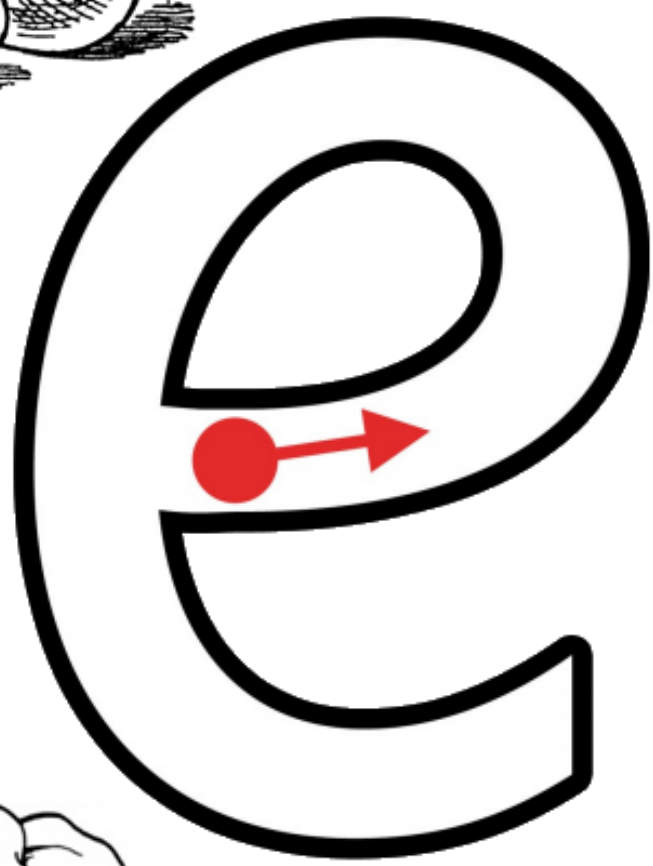


Track 6

eggs




elbow



elephant

11




eleven



Track 7


fish

flower



fire


frog






Track 8

gate




garlic



goat



girl



Track 9


hen

hat



house

hand

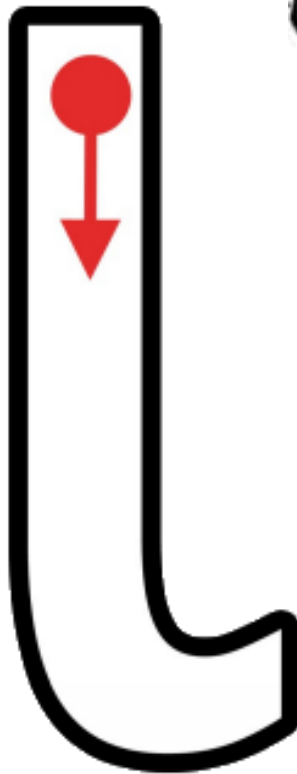


Track 10

igloo




Italy




invitation

instruments



Track 11


juice




jug



jelly



jigsaw





Track 12

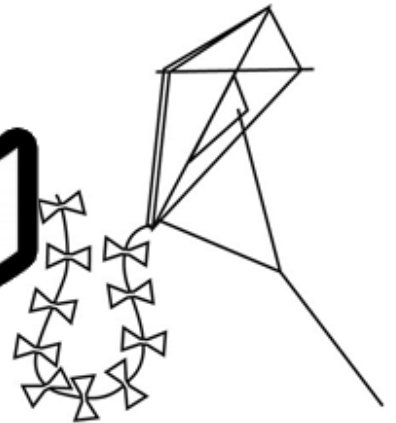
king




key



kangaroo



kite



Track 13

lamb









lion



lemon



ladder




Track 14


mouse




moon



mushrooms



monkey



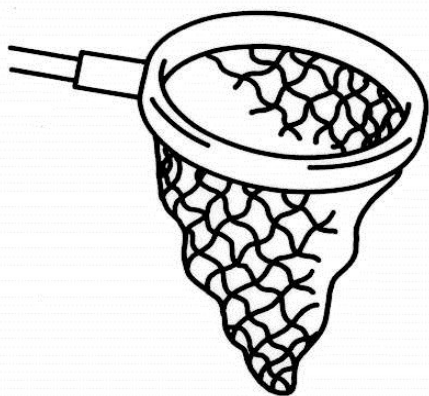



Track 15


necklace




nail



net




nose






otter

Track 16



octopus


oranges



Track 17


pan

penguin



pen

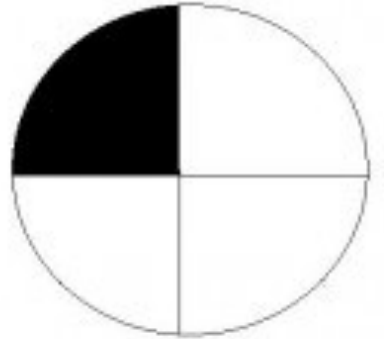
present




Track 18

queen

quarter



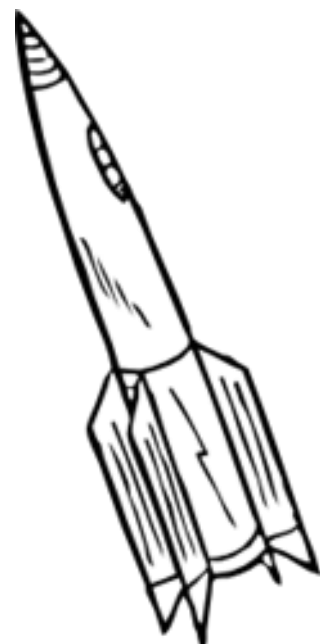
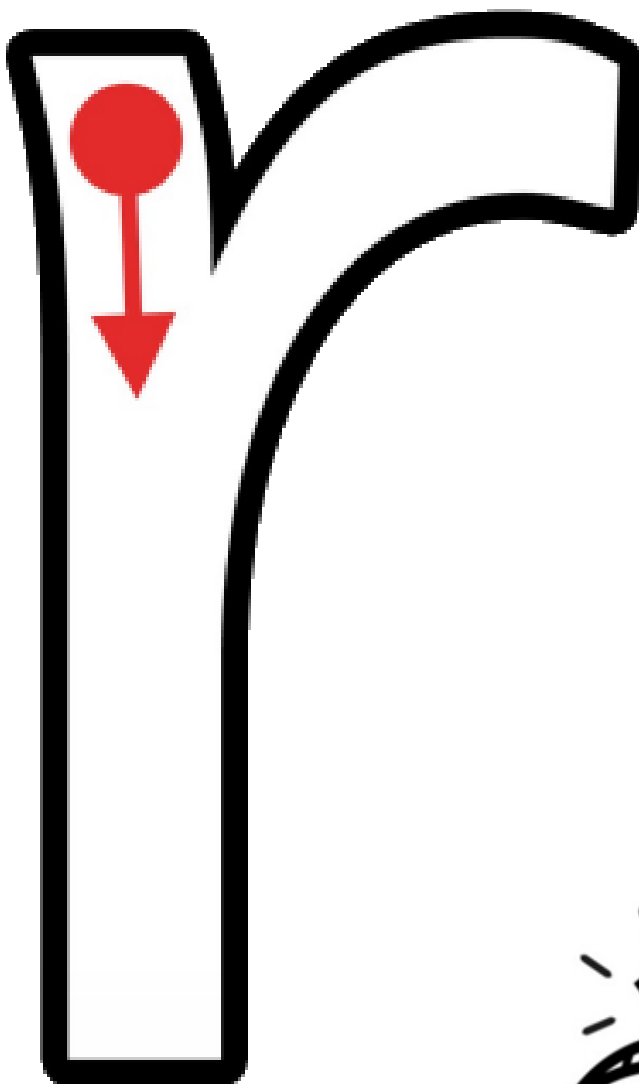
question



Track 19


rabbit

rocket




rat

ring




Track 20

sun



sweets




star

snake


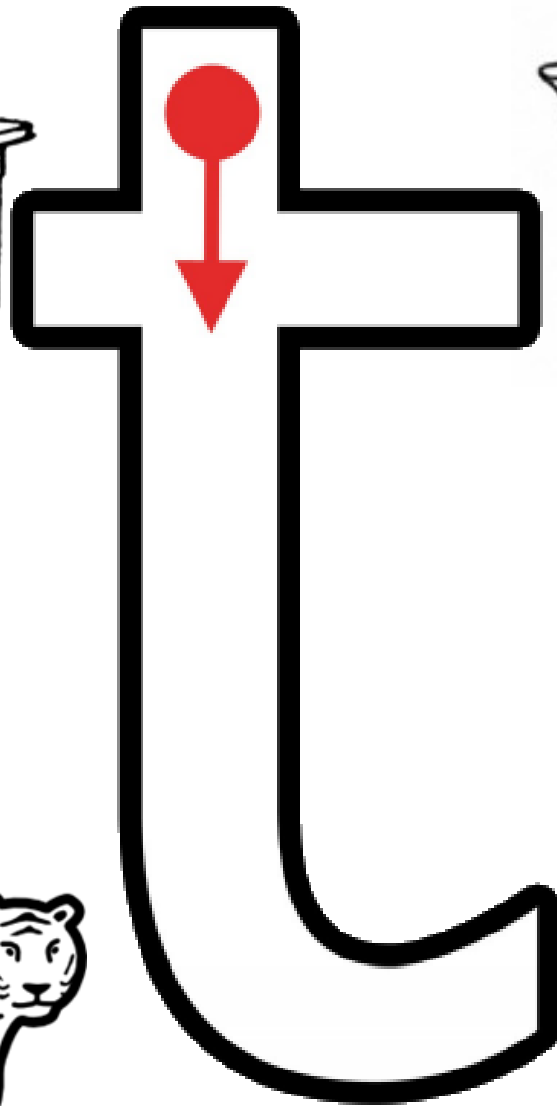


Track 21

table




teapot



tiger


tap




Track 22



umbrella




underwear




Track 23

van




violin



vase



volcano






Track 24

wool




witch



watch




window




Track 25

box




fox



Track 26


yoga

yawn



yoghurt

yo-yo




Track 27

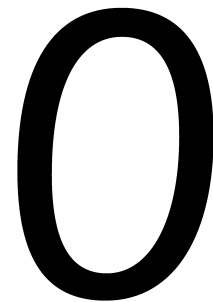
zip



zebra



zigzag



zero

